

# 2024 DOMESTIC VIOLENCE HOMICIDE REPORT

NCEDSV's Domestic Violence Homicide Report is compiled using publicly available resources and archives. Knowing that domestic violence is nuanced and not every incident is publicized, we recognize that there may be deaths not accounted for in this report. However, this report is intended to acknowledge and highlight the tragedy and lethality of domestic violence in Nevada and to raise awareness of its prevalence.

Different from 2023, homicide incidents used in this report were determined by NRS 33.018, with a narrow focus on domestic violence homicides that resulted from an intimate/romantic partner relationship. It should however be noted that there were several tragic familial domestic violence homicides this year that were not included in this report.

Domestic violence's impact is far beyond the home and touches all aspects of our communities. This report includes the deaths of bystanders, additional family members, and new romantic partners in the total number of lives lost as they were directly involved in the tragedy of domestic violence.

**TOTAL HOMICIDES: 49**


**TOTAL INCIDENTS\*: 31**

\*An "incident" is defined as an occurrence of domestic violence that turned lethal, some of which resulted in multiple lives lost.


There were two instances, one in Elko County and one in Douglas County, where the perpetrator was killed by law enforcement's use of deadly force when responding to a domestic violence call. These numbers were not included in the final number.

## LIVES LOST DUE TO HOMICIDE

VICTIM VS. PERPETRATOR  
LIVES LOST



GENDER BREAKDOWN  
OF LIVES LOST

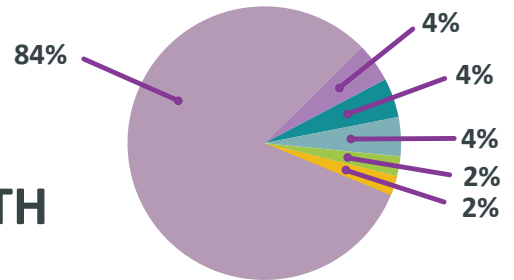


● VICTIM | 40    
 ● PERPETRATOR | 9    
 ● FEMALE | 29    
 ● MALE | 20

**In Las Vegas, a black male victim called law enforcement for help during an altercation with their ex-partner. Upon arrival to the scene, law enforcement killed the male victim.**

There were 6 attempted murders where law enforcement intervened which allowed the victim to live.

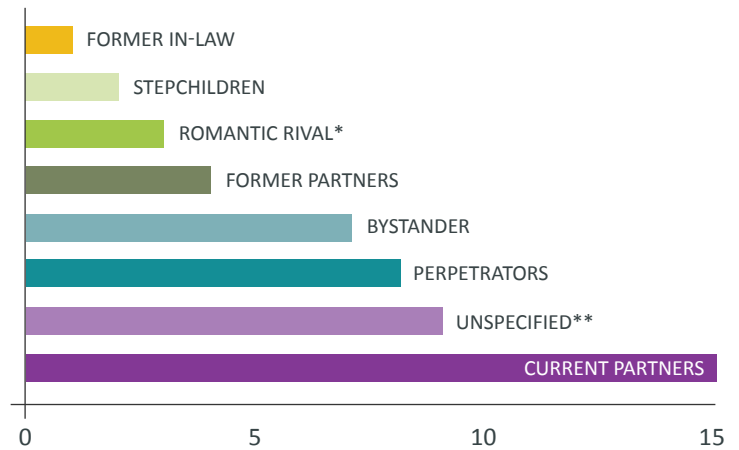
## MEANS OF DEATH



■ FIREARM    
 ■ CAR IMPACT    
 ■ STABBING  
■ BATTERY AND ASSAULT    
 ■ UNKNOWN    
 ■ STRANGULATION



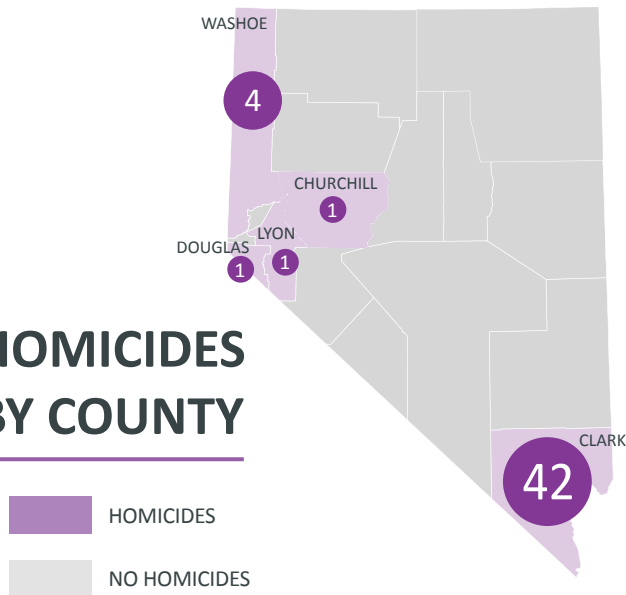
## RELATIONSHIP TO PERPETRATOR



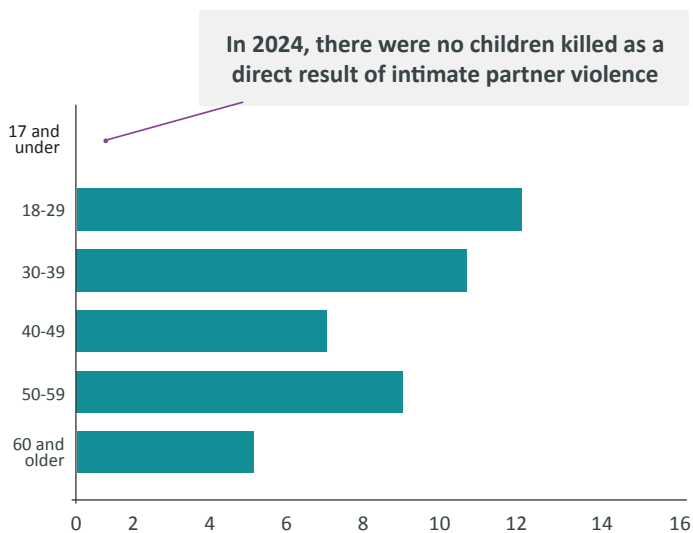
\*Romantic Rival refers to the new partner of the primary victim that had a previous personal relationship with the perpetrator.

\*\*Publicly available data often does not list this information.

## HOMICIDES BY COUNTY



## AGE OF VICTIMS\*



In 2024, there were no children killed as a direct result of intimate partner violence

\*Age of the victim was not specified in every incident. This chart only reflects known data.

Of all the lives lost due to domestic violence, roughly 37% were family members, friends, and bystanders outside of the intimate relationship.

## HOMICIDES BY MONTH

